

MPD-N-330
MPD-N-430
MODELS AVAILABLE

MPD SHOWN-
ADD 3.5" TO W

| MODEL | W in[mm] | H in[mm] | L in[mm] | EZ-COIL | 1/4" CAP ft[m] | 3/8" CAP ft[m] | 1/2" CAP ft[m] | 3/4" CAP ft[m] | WEIGHT lbs[kg] |
|-----------|------------|------------|------------|---------|----------------|----------------|----------------|----------------|----------------|
| SH-N-160 | 7.62 [193] | 21.2 [540] | 19.5 [495] | | 60 [18] | | | | 50 [23] |
| SH-N-350 | 8.25 [210] | 21.2 [540] | 19.5 [495] | Y | | 50 [15] | | | 50 [23] |
| SH-N-360 | 8.25 [210] | 21.2 [540] | 19.5 [495] | | | 60 [18] | | | 53 [24] |
| SH-N-375 | 8.25 [210] | 25.5 [648] | 24 [435] | Y | | 75 [23] | | | 68 [31] |
| SH-N-3100 | 8.25 [210] | 25.5 [648] | 24 [435] | Y | | 100 [30] | | | 71 [32] |
| SH-N-435 | 8.25 [210] | 21.2 [538] | 19.5 [495] | | | | 35 [11] | | 49 [22] |
| SH-N-440 | 8.25 [210] | 21.2 [538] | 19.5 [495] | | | | 40 [12] | | 52 [24] |
| SH-N-450 | 8.25 [210] | 21.2 [538] | 19.5 [495] | Y | | | 50 [15] | | 54 [25] |
| SH-N-475 | 8.75 [222] | 25.5 [648] | 24 [435] | Y | | | 75 [23] | | 68 [31] |
| SH-N-4100 | 8.75 [222] | 25.5 [648] | 24 [435] | Y | | | 100 [30] | | 81 [37] |
| SH-N-525 | 9.37 [238] | 21.2 [538] | 19.5 [495] | Y | | | | 25 [7.6] | 52 [23] |
| SH-N-535 | 9.37 [238] | 21.2 [538] | 19.5 [495] | | | | | 35 [11] | 57 [25] |
| SH-N-550 | 9.87 [250] | 25.5 [648] | 24 [435] | Y | | | | 50 [15] | 69 [31] |
| MP-N-340 | 8.25 [210] | 21.2 [538] | 19.5 [495] | | | 40 [12] | | | 63 [28] |
| MP-N-350 | 8.25 [210] | 21.2 [538] | 19.5 [495] | Y | | 50 [15] | | | 65 [29] |
| MP-N-435 | 8.25 [210] | 21.2 [538] | 19.5 [495] | | | | 35 [11] | | 61 [28] |
| MP-N-440 | 8.25 [210] | 21.2 [538] | 19.5 [495] | | | | 40 [12] | | 62 [28] |
| MP-N-450 | 8.75 [222] | 21.2 [538] | 19.5 [495] | Y | | | 50 [15] | | 67 [30] |
| MP-N-525 | 9.37 [238] | 21.2 [538] | 19.5 [495] | | | | | 25 [7.6] | 61 [27] |
| MP-N-535 | 9.37 [238] | 21.2 [538] | 19.5 [495] | | | | | 35 [11] | 68 [30] |
| HP-N-140 | 8.75 [222] | 21.2 [538] | 19.5 [495] | | 40 [12] | | | | 62 [28] |
| HP-N-150 | 8.75 [222] | 21.2 [538] | 19.5 [495] | Y | 50 [15] | | | | 64 [29] |
| HP-N-160 | 8.75 [222] | 21.2 [538] | 19.5 [495] | | 60 [18] | | | | 70 [31] |
| HP-N-335 | 8.75 [222] | 21.2 [538] | 19.5 [495] | | | 35 [11] | | | 61 [27] |
| HP-N-340 | 8.75 [222] | 21.2 [538] | 19.5 [495] | | | 40 [12] | | | 64 [29] |
| HP-N-350 | 9.25 [235] | 21.2 [538] | 19.5 [495] | Y | | 50 [15] | | | 65 [29] |

DUAL HYDRAULIC
HOSE REEL

| SPECIFICATIONS | | |
|----------------|--------------------|--------|
| FEATURE | SPEC. | OPTION |
| PRESSURE | SEE PG 2 | - |
| TEMPERATURE | SEE PG 2 | - |
| INLET THREAD | NPT FEMALE | BSP |
| OUTLET THREAD | NPT MALE (ON HOSE) | BSP |

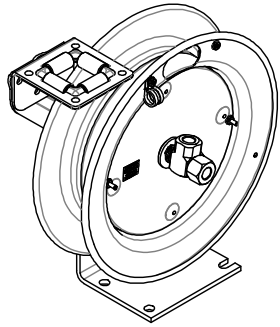
| MATERIAL SPECIFICATIONS | | |
|-------------------------|---------------------------------------------------|-------------------------------------------------------------------------------------------------------|
| COMPONENT | MATERIAL | OPTIONS |
| SWIVEL | LP/ MP- BRASS (1/4"-1/2") HP-ZINC PLATED STEEL | STAINLESS STEEL (3/8"-3/4") |
| SEALS | NITRILE | VITON, EPDM, FOOD GRADE |
| REEL | STEEL | STAINLESS STEEL |
| BEARINGS | BRONZE, SELF LUBE | - |
| BALL STOP | RUBBER | STAINLESS HARDWARE |
| LOCKING PAWL | STAINLESS STEEL | BRONZE (NON-SPARK) |
| FINISH | BLUE POWDER COAT (B) | RED(R), GREEN(N), WHITE(W), BLACK [WRINKLE(C)/GLOSS(K)], GREY(G), STAINLESS POLISHED (SS) |

UNLISTED OPTIONS & CUSTOM REELS
NOT ALL OPTIONS ARE LISTED. CONTACT YOUR SALES REPRESENTATIVE OR FACTORY FOR ADDITIONAL OPTIONS & CUSTOM MODIFICATIONS

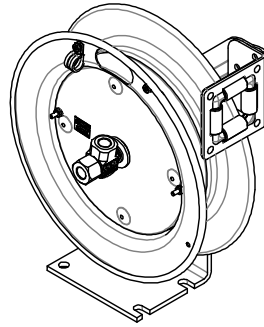
COXREELS
5865 S Ash Avenue Tempe, Az 85283
1-800-COX-REEL www.coxreels.com
THIS DOCUMENT CONTAINS PROPRIETARY INFORMATION AND IS THE PROPERTY OF COXREELS, INC. THE COPYING, DISTRIBUTION AND UTILIZATION OF THIS DOCUMENT AS WELL AS COMMUNICATION OF ITS CONTENT TO OTHERS WITHOUT THE WRITTEN AUTHORIZATION OF COXREELS, INC., IS PROHIBITED.

TITLE: SH MP MPD HP SERIES
DWG. NO.: SH SERIES
3RD ANGLE
INTERPERT PER ASME : Y14.5M-1994
DO NOT SCALE DWG.
REV. -
SIZE: A
SHT: 1 OF: 2

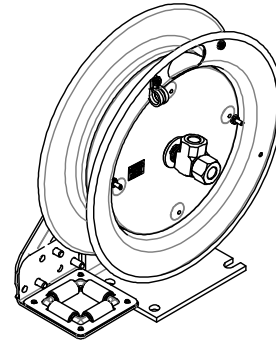
in[mm]



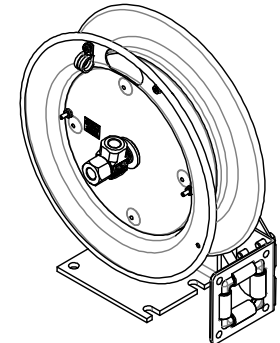
FLOOR- CEILING MOUNT (STANDARD- NO DESIGNATOR IN P/N)



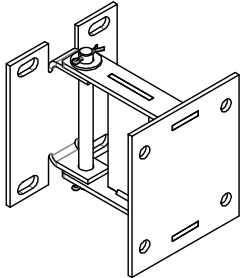
WALL- TRUCK MOUNT (-W)



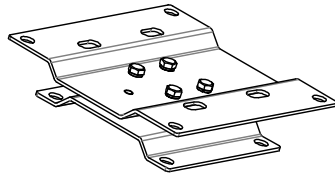
DOWN MOUNT (-D)



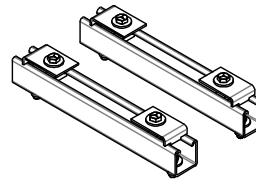
BOTTOM- TRUCK MOUNT (-B)



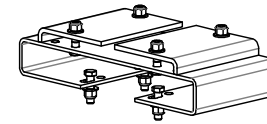
SWING BRACKET
- VERTICAL SURFACE MOUNT
- 180 DEGREE OF TRAVEL
- P/N 15720



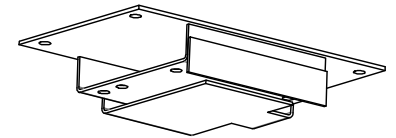
SWIVEL BRACKET
- HORIZONTAL MOUNT
- 345° ROTATION
- NOT FOR CEILING MOUNT!
- P/N 15721



EZ-UP ADAPTERS
- I OR H BEAM
- USE WITH P/N 15723
- P/N 15724



OVERHEAD MOUNT
- 3" TO 8.5" FLANGE
- I OR H BEAM APPLICATION
- P/N MR-1



EZ-UP BRACKET
- SLIDES IN AND OUT
- OVERHEAD MOUNTING
- P/N 15723

STANDARD HOSES:

| TYPE | SIZE | COLOR | COVER | TUBE | REINFORCEMENT | PRESSURE | TEMP RANGE |
|------|--------------|-------|------------------|-----------|--------------------|----------|---------------|
| LP | 1/4" TO 3/4" | RED | PVC | PVC | YARN | 300 PSI | -15 TO +150 F |
| MP | 3/8" | BLACK | SYNTHETIC RUBBER | POLYESTER | 1 BRAID STEEL WIRE | 3000 PSI | -40 TO +250 F |
| MP | 1/2" | BLACK | SYNTHETIC RUBBER | POLYESTER | 1 BRAID STEEL WIRE | 2500 PSI | -40 TO +250 F |
| MP | 3/4" | BLACK | SYNTHETIC RUBBER | POLYESTER | 1 BRAID STEEL WIRE | 1500 PSI | -40 TO +250 F |
| HP | 1/4" | BLACK | SYNTHETIC RUBBER | POLYESTER | 2 BRAID STEEL WIRE | 5000 PSI | -40 TO +250 F |
| HP | 3/8" | BLACK | SYNTHETIC RUBBER | POLYESTER | 2 BRAID STEEL WIRE | 4000 PSI | -40 TO +250 F |

OPTIONAL HOSES (LP ONLY):

| SUFFIX | SIZE | COLOR | COVER | TUBE | REINFORCEMENT | PRESSURE | TEMP RANGE |
|--------|--------------|--------|----------|---------|---------------------------|----------|---------------|
| OG | 1/4" TO 3/4" | BLACK | NEOPRENE | NITRILE | 2 (4- 3/4")TEXTILE SPIRAL | 300 PSI | -20 TO +212 F |
| RH | 1/4" TO 3/4" | RED | EPDM | EPDM | 2 (4- 3/4")TEXTILE SPIRAL | 300 PSI | -40 TO +212 F |
| BH | 1/4" TO 1/2" | BLACK | EPDM | EPDM | 2 TEXTILE SPIRAL | 300 PSI | -40 TO +212 F |
| BP | 1/4" TO 1/2" | BLUE | PVC | PVC | YARN | 300 PSI | -15 TO +150 F |
| YP | 1/4" TO 1/2" | YELLOW | PVC | PVC | YARN | 300 PSI | -15 TO +150 F |

MISC OPTIONS (MOST COMMON):

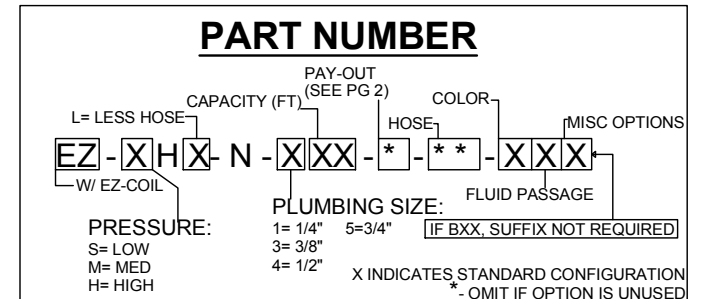
B= BEND RESTRICTOR (LIMITS DEGREE OF BEND, PREVENTS PREMATURE HOSE END FAILURE)

C= CONSTANT TENSION (NO LOCKING FEATURE WHEN HOSE IS EXTENDED)

R= REVERSE CONFIGURATION (MECHANISMS REVERSED TO ALLOW SIDE-BY-SIDE MOUNTING)

N= NON-SPARKING (BRONZE LOCKING DOG, RECOMMENDED FOR EXPLOSIVE ENVIROMENTS)

*EZ= EZ-COIL CONTROLLED RETRACTION (UP TO 80% SLOWER RETRACTION- REDUCING WHIP)



COXREELS
 5865 S Ash Avenue Tempe, Az 85283
 1-800-COX-REEL www.coxreels.com
 THIS DOCUMENT CONTAINS PROPRIETARY INFORMATION AND IS THE PROPERTY OF COXREELS, INC. THE COPYING, DISTRIBUTION AND UTILIZATION OF THIS DOCUMENT AS WELL AS COMMUNICATION OF ITS CONTENT TO OTHERS WITHOUT THE WRITTEN AUTHORIZATION OF COXREELS, INC., IS PROHIBITED.

| | |
|--------------------------------------|----------------------------------------------------|
| TITLE: SH MP MPD HP SERIES | |
| DWG. NO.: | REV. |
| SH SERIES | - |
| 3RD ANGLE | INTERPERT PER ASME : Y14.5M-1994 DO NOT SCALE DWG. |
| SIZE: A | SHT:2 OF: 2 |